

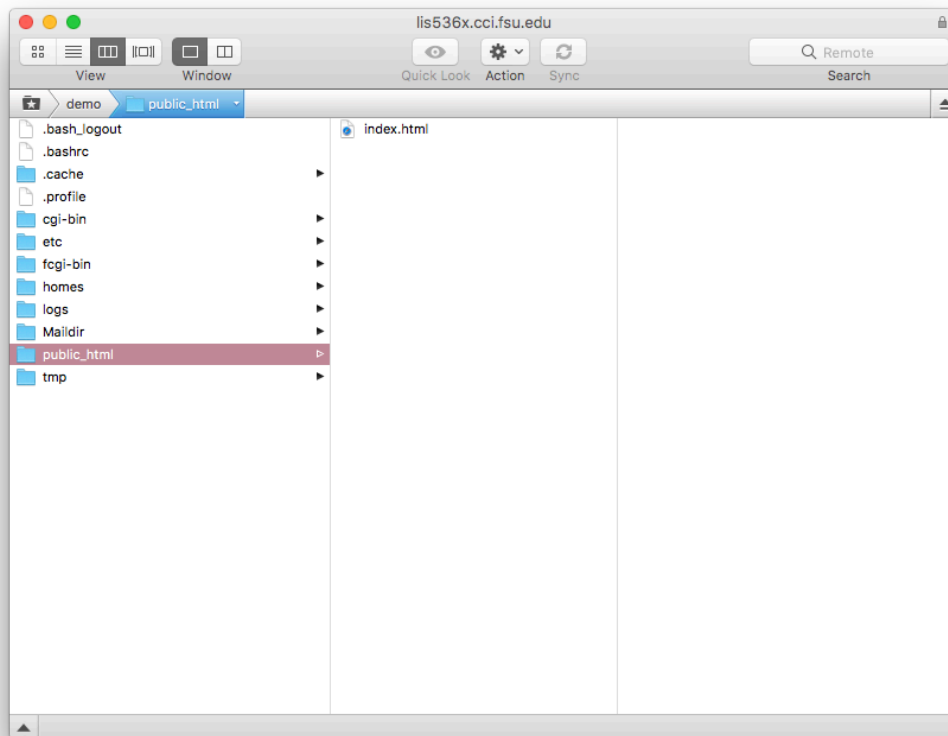
Student Information:

How do I access the server for command line?

You may SSH into the server using your FSUID and the password provided by your professor with the command “ssh fsuid@itpro.cci.fsu.edu” in a terminal window or through Putty/Secure Shell through Labs.cci.fsu.edu

How do I publish my site to the web?

Content may be published on the web by uploading your site files through SFTP (port 22) to the **public_html** folder in your home folder. When you connect to the server through SFTP you will be dumped in your user home folder. Anything dropped in the **public_html** will be accessible through the web.



What is my URL?

Your personal web address is your FSUID.itpro.cci.fsu.edu.

How do I manage my databases?

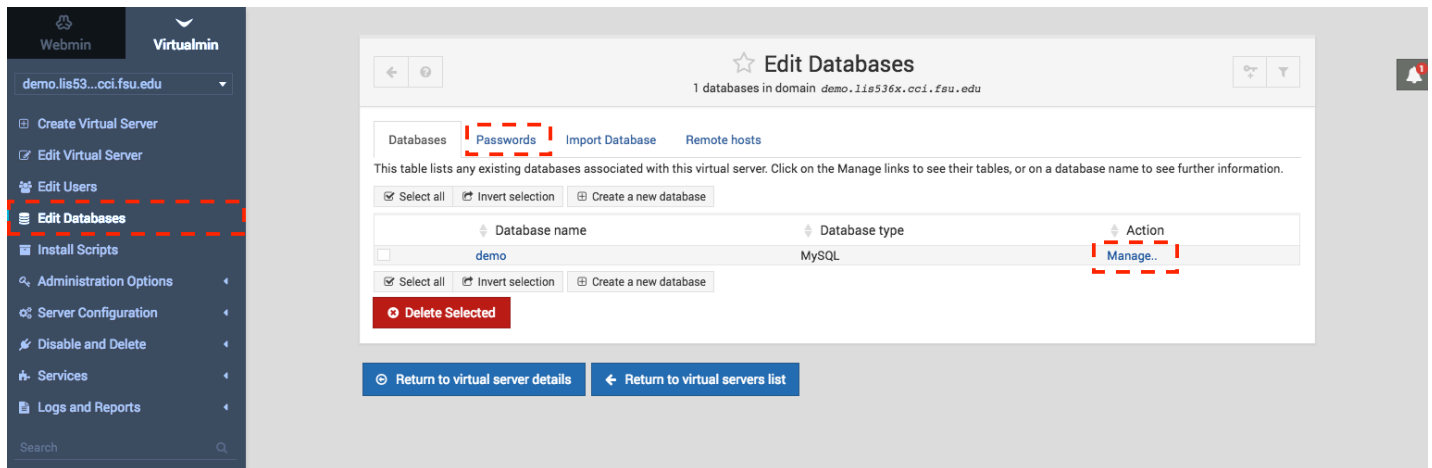
Your class server is running Virtualmin software to handle multiple sites and databases. Login to the Virtualmin control panel at the following address: <https://itpro.cci.fsu.edu:10000> using your FSUID and the password supplied by your professor.

Once logged in, click the Edit Databases link on the right. You will be taken to a list of your databases. Your default database name and MySQL username will match your FSUID. The Manage... link will allow you to

ITPRO Web Server

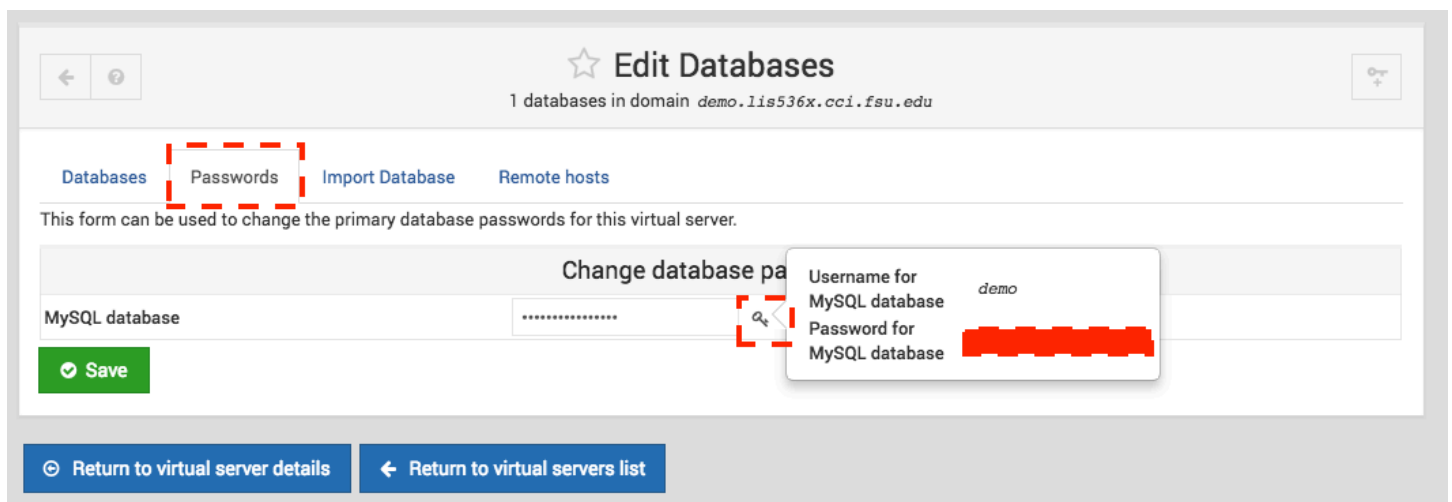
CCI HelpDesk

select and manage tables, as well as perform a SQL dump to backup your database if needed.



What is my database password?

Click the Passwords tab in the Edit Databases window. Hover over the Key icon and your MySQL database username and password will appear.



What version of PHP is the server running?

Your class server is currently running PHP 7.0. Please be sure to check for deprecated features if you previously coded in prior versions of PHP.